



সিরাজগঞ্জ পল্লী বিদ্যুৎ সমিতি-২

শিয়ালকোল, সিরাজগঞ্জ।
পোস্ট কোড নং-৬৭০০

সরাসরি-০৭৫১-৬২৮৪৫

E-Mail-sirajganjpbs2@gmail.com
Web : www.pbs2.sirajganj.gov.bd

স্মারক নং-২৭.১২.৮৮৭৮.৫৭৩.০৩.০৬.২২. ২৭৪৬

২৬ জৈষ্ঠ, ১৪২৯ বঙ্গাব্দ
তারিখঃ -----
০৯ জুন, ২০২২ খ্রিস্টাব্দ

তত্ত্বাবধায়ক প্রকৌশলী
এনার্জি অডিট এন্ড ট্যারিফ এর কার্যালয়
বাপবিবোর্ড, ঢাকা।

বিষয়ঃ- মে-২০২২ খ্রিঃ মাসের আর্থিক ও পরিসংখ্যান প্রতিবেদন প্রেরণ প্রসঙ্গে।

উপর্যুক্ত বিষয়ের প্রেক্ষিতে জানানো যাচ্ছে যে, অত্র সমিতির মে-২০২২ খ্রিঃ মাসের আর্থিক ও পরিসংখ্যান প্রতিবেদন (বিআরইবি ফরম নং ৫৫০) আপনার সদয় অবগতি ও প্রয়োজনীয় ব্যবস্থা গ্রহণের নিমিত্তে এতদসঙ্গে প্রেরণ করা হলো।

সংযুক্তিঃ- বর্ণনা মোতাবেক।

(অখিল কুমার সাহা)
সিনিয়র জেনারেল ম্যানেজার

অনুলিপিঃ-

- ০১। পরিচালক, আর্থিক মনিটরিং (উঃঅঃ) পরিদপ্তর, বাপবিবোর্ড, ঢাকা।
- ০২। পরিচালক, পবিস ঋণ ও বাজেট পরিদপ্তর, বাপবিবোর্ড, ঢাকা।
- ০৩। পরিচালক, পবিস মনিটরিং ও ব্যঃপঃ (উঃঅঃ), পরিদপ্তর, বাপবিবোর্ড, ঢাকা।
- ০৪। পরিচালক, অর্থ পরিদপ্তর, বাপবিবোর্ড, ঢাকা।
- ০৫। তত্ত্বাবধায়ক প্রকৌশলী, বাপবিবোর্ড, বগুড়া জোন, বগুড়া।
- ০৬। ডিজিএম, (কারিগরি/বেলকুচি/কাজীপুর জোনাল অফিস, সিরাজগঞ্জ পবিস-২।
- ০৭। এজিএম (প্রশাসন/সঃসেবা/ওএন্ডএম/ইএন্ডসি/আইটি/কামারখন্দ/পিপুলবাড়ীয়া/তামাই সাব-জোনাল) সিরাজগঞ্জ পবিস-২।
- ০৮। অফিস/মাষ্টার কপি, সিরাজগঞ্জ পবিস-২।

(অখিল কুমার সাহা)
সিনিয়র জেনারেল ম্যানেজার

FINANCIAL AND STATISTICAL REPORT
TO : THE RURAL ELECTRIFICATION BOARD

PBS : SIRAJGONJ PBS-2
Month Ending : May 2022

Part-A : Statement of Revenue and Expenses

ITEMS	Year To Date		This Month
	Last Year	This Year	
01. SALE OF ELECTRICITY	1,983,453,363.00	2,022,833,312.00	175,848,189.00
02. OTHER OPERATING REVENUE	33,192,024.00	61,829,169.30	6,727,106.00
03. TOTAL OPERATING REVENUE	2,016,645,387.00	2,084,662,481.30	182,575,295.00
04. COST OF PURCHASED POWER	1,563,719,387.00	1,640,741,014.00	140,934,418.00
05. DISTRIBUTION EXPENSE-OPERATION AND MAINTENANCE	75,516,604.76	88,840,111.94	7,123,345.75
06. CONSUMER SELLING EXPENSE	103,717,991.90	109,924,537.25	9,295,350.75
07. ADMINISTRATIVE & GENERAL EXPENSE	78,068,830.77	92,376,786.95	7,430,211.99
08. TOTAL OPERATING & MAINTENANCE EXPENSE	1,821,022,814.43	1,931,882,450.14	164,783,326.49
09. DEPRICIATION AND AMORTIZATION EXPENSES	233,099,213.00	260,969,240.00	24,914,089.00
10. TAX EXPENSE	7,893,860.00	6,948,040.00	759,610.00
11. INTEREST ON LONG TERM DEBT	45,222,292.00	67,101,081.00	(21,713,513.00)
12. TOTAL COST OF ELECTRIC SERVICE	2,107,238,179.43	2,266,900,811.14	168,743,512.49
13. OPERATING MARGINS	(90,592,792.43)	(182,238,329.84)	13,831,782.51
15. NON-OPERATING MARGINS-INTEREST	66,733,312.67	47,722,784.73	1,444,851.48
16. NON-OPERATING MARGINS-OTHER	7,145,063.00	2,940,203.97	133,287.00
17. MARGINS	(16,714,416.76)	(131,575,341.14)	15,409,920.99

09-06
22
Harsha Bordhan Pramanik
Assistant General Manager (Fin)
Sirajgonj Palli Bidyut Samity-2

অবিন কুমার সাহা
সিঃ জেনারেল ম্যানেজার
সিরাজগঞ্জ পল্লী বিদ্যুৎ সমিতি-২

FINANCIAL AND STATISTICAL REPORT

PBS : SIRAJGONJ PBS-2

THE RURAL ELECTRIFICATION BOARD

Month Ending : May 2022

Part-B: Aging of Consumer Accounts Receivable -Electric

Class of Service	Total Recv. Amt.	Current		Over 30 Days		Over 90 Days		Number Now Disc.
		Number	Amount	Number	Amount	Number	Amount	
1.1 LT_A(DOM)	100,371,780	175,218	68,511,643	48,661	28,525,424	2,054	3,334,713	17,815
1.2 LT_B(IRRI)	26,680,287	6,602	2,415,340	1,020	14,256,281	6,560	10,008,666	549
1.3 LT_C1(S.INDUSTRY)	20,228,350	5,916	14,806,317	340	4,063,263	105	1,358,770	1,119
1.4 LT_C2(CONS)	60,500	20	28,636	2	14,928	1	16,936	3
1.5 LT_D1(CI)	4,165,531	2,178	1,671,432	603	611,243	261	1,882,856	210
1.6 LT_D2(SL & WP)	731,292	405	102,745	14	453,650	396	174,897	24
1.7 LT_D3(BCS)	572,400	56	213,259	7	324,490	1	34,651	10
1.8 LT_E(COM)	13,747,135	8,395	9,032,868	2,630	2,479,619	372	2,234,648	4,765
1.9 LT_T(TEMP)	312,830	27	249,988	4	62,842	0	0	1
2.1 MT_1(DOM)	34,674	1	34,674	0	0	0	0	0
2.2 MT_2(COM)	672,789	2	556,718	1	116,071	0	0	0
2.3 MT_3(INDUSTRY)	3,798,557	17	2,576,625	4	447,641	2	774,291	10
2.4 MT_4(CONS)	0	0	0	0	0	0	0	0
2.5 MT_5(GEN)	2,922,625	17	1,028,318	8	1,160,775	5	733,532	1
2.6 MT_6(TEMP)	554,406	2	554,406	0	0	0	0	0
2.7 MT_7(BCS)	0	0	0	0	0	0	0	0
2.8 MT_8(IRRI)	0	0	0	0	0	0	0	0
3.1 HT_1(GEN)	3,571,012	1	3,571,012	0	0	0	0	0
3.2 HT_2(COM)	0	0	0	0	0	0	0	0
3.3 HT_3(INDUSTRY)	946,753	2	640,552	0	84,751	1	221,450	0
3.4 HT_4(CONS)	0	0	0	0	0	0	0	0
4.1 EHT_1(GEN)	0	0	0	0	0	0	0	0
4.2 EHT_2(GEN)	0	0	0	0	0	0	0	0
5. SOLAR PV SYSTEMS	1,514,287	194	11,899	0	0	358	1,502,388	1,215
6. RESALE TO OTHER PB	398,930	1	21,288	1	65,393	2	312,249	0
Total :	181,284,138	199,054	106,027,720	53,295	52,666,371	10,118	22,590,047	25,722

	This Month	Year To Date	Part-B-1: Other Information	
Collection	237,278,283	1,989,536,087	1. Number of Elakas Served	7
Percent of Collection	134.93 %	98.35 %	2. Number of Lady Advisors	0
Month Rev. Outstanding	0.99 and without RI	0.98	3. Number of Directors	13
Outstanding of Religious Inst.	1,978,693		4. Number of Employees	419

Note-

Outstanding against 20% Rebat & Loss of Minimum Bill	23,301,253
Month Revenue Outstanding Without Agriculture Rebat & Minimum Bill Loss	0.87
Month Revenue Outstanding Without Agriculture Rebat, Minimum Bill Loss & Religious Institution	0.86

M/09-06
22

Harsha Bordhan Pramanik
Assistant General Manager (Fin)
Sriani Palli Bidyut Samity-2

সিঃ জেনারেল মানেজার
বিদ্যুৎ সমিতি-২

FINANCIAL AND STATISTICAL REPORT
TO : THE RURAL ELECTRIFICATION BOARD

PBS : SIRAJGONJ PBS-2
Month Ending : May 2022

Part-C : Balance Sheet

Assets & Other Debits	Amount	Liabilities & Other Credits	Amount
1 ELECTRIC PLANT IN SERVICE	5,883,886,726.50	31 MEMBERSHIP ISSUED	2,249,348.00
2 ACCUMULATED PROVISIONS FOR DEPR	2,020,616,271.49	32 MEMBERSHIP SUBSCRIBED-NOT ISSUED	11,923,767.00
3 NET UTILITY PLANT IN SERVICE	3,863,270,455.01	33 OPERATING MARGINS-PRIOR YEARS	(690,756,089.91)
4 CONSTRUCTION WORK IN PROGRESS	167,276,060.90	34 OPERATING MARGINS-CURRENT YEAR	(182,238,329.84)
5 TOTAL UTILITY PLANT	4,030,546,515.91	35 OPERATING MARGINS-GOVT. SUBSIDY	
6 DONATION RESERVE FUND	47,575,000.00	36 NON-OPERATING MARGINS-PRIOR YEARS	611,076,591.45
7 REPLACEMENT RESERVE FUND	283,500,000.00	37 NON-OPERATING MARGINS-CURRENT YEAR	50,662,988.70
8 CONTRIBUTION TO REB REVOLVING FU		38 DONATED CAPITAL & CAPITAL GAIN OR LO	339,267,172.48
9 INVESTMENT IN ASSOCIATED COMPANI	30,000,000.00	39 TOTAL EQUITIES & MARGINS	142,185,447.88
10 OTHER SPECIAL FUND	989,622,364.77	40 REB LOANS-CASH	
11 TOTAL INVESTMENTS	1,350,697,364.77	41 REB LOANS-IN KIND	3,564,493,460.94
12 CASH	215,385,007.75	42 REB LOANS-IN KIND-PROVISION	163,666,597.70
13 IMPREST FUND	165,000.00	43 REB LOANS-OTHER	
14 TEMPORARY CASH INVESTMENT		44 TOTAL LONG TERM DEBT	3,728,160,058.64
15 SPECIAL DEPOSITS	178,484.00	45 CONSUMER DEPOSITS	383,703,966.32
16 ACCOUNTS RECEIVABLE-ELECTRIC	181,284,138.00	46 EMPLOYEES BENEFIT	579,414,099.26
17 ACC.PROV.FOR UNCOLLECTIBLE A/C-CR	(96,460,573.70)	47 SELF INSURANCE RESERVE	
18 OTHER ACCOUNTS RECEIVABLE	140,899,963.88	48 TOTAL OTHER LONG TERM LIABILITIES	963,118,065.58
19 MATERIALS & SUPPLIES-ELECTRIC	213,330,250.58	49 ACCOUNTS PAYABLE	196,240,680.36
20 MATERIALS & SUPPLIES-MARCHANDISE		50 CONSUMER FOR IRRIGATION	
21 PREPAYMENTS	154,894.00	51 ACCRUED TAXES	
22 OTHER CURRENT & ACCRUED ASSETS	24,131,973.49	52 MATURED INTEREST	
23 TOTAL CURRENT & ACCUED ASSETS	679,069,138.00	53 MATURED LONG TERM DEBT	557,489,391.25
24 EXTRAORDINARY PROPERTY LOSSES	41,988,271.66	54 OTHER CURRENT-ACCRUED LIABILITIES	23,705,691.04
25 PRELIMINARY SURVEY/INVESTIGATION (55 TOTAL CURRENT-ACCRUED LIABILITIES	777,435,762.65
26 UNCLASSIFIED EXPENSES	79,160.00	56 SECURITY ADVANCES AND DEPOSITS	12,854,791.20
27 TEMPORARY FACILITIES		57 CONSUMER ADVANCES FOR CONSTRUCTIO	371,397,393.25
28 OTHER DEFFERED DEBITS	328,279.42	58 OTHER DEFFERED CREDITS	107,557,210.56
29 TOTAL DEFFERED DEBITS	42,395,711.08	59 TOTAL DEFFERED CREDITS	491,809,395.01
30 TOTAL ASSETS AND OTHER DEBITS	6,102,708,729.76	60 TOTAL LIABILITIES & OTHER CREDITS	6,102,708,729.76

M 09.06
22
Harsha Bordhan Pramanik
Assistant General Manager (Fin)
Sirajgonj Palli Bidyut Samity-2

[Signature]
অখিল কুমার সাহা
সিঃ জেনারেল ম্যানেজার
সিরাজগঞ্জ পল্লী বিদ্যুৎ সমিতি-২

FINANCIAL AND STATISTICAL REPORT

TO : THE RURAL ELECTRIFICATION BOARD


PBS : SIRAJGONJ PBS-2

Month Ending : May 2022

Part-C/1 : Details of Total Long Term Debt

PHASE	DONOR	Amount
I. Tools	GOB	3,728,160,058.64
	Total =	3,728,160,058.64


Harsha Bordhan Pramanik
Assistant General Manager (Fin)
Sirajgonj Palli Bidyut Samity-2


অখিল কুমার সাহা
সিঃ জেনারেল ম্যানেজার
সিরাজগঞ্জ পল্লী বিদ্যুৎ সমিতি-২

FINANCIAL AND STATISTICAL REPORT
TO : THE RURAL ELECTRIFICATION BOARD

PBS : SIRAJGONJ PBS-2
Month Ending : May 2022

Part-C/2 : Changes in Utlity Plant

Description	Balance Beginning Year	Additions Year To Date	Retirement Year To Date	Adjustment and Transfer	Current Balance
REBNEW LINE CONSTRUCTION	203,382,771.00	(100,274,193.00)	0.00	0.00	103,108,578.00
TOTAL PLANT-NOT CLASSIFIED	203,382,771.00	(100,274,193.00)	0.00	0.00	103,108,578.00
DISTRIBUTION PLANT-CLASSIFIED	4,921,990,859.93	532,648,403.59	12,015,072.00	21,014,884.50	5,421,609,307.02
TOTAL ENERGIZED PLANT	5,125,373,630.93	432,374,210.59	12,015,072.00	21,014,884.50	5,524,717,885.02
LAND & LAND RIGHTS	70,044,020.00	0.00	0.00	0.00	70,044,020.00
STRUCTURE AND IMPROVEMENTS	191,639,777.32	1,209,066.00	0.00	(26,249.00)	192,875,092.32
OFFICE FURNITURE & EQUIPMENT	24,091,174.32	960,232.00	0.00	(2,050.00)	25,053,456.32
TRANSPORTATION EQUIPMENT	29,407,485.00	1,088,385.00	0.00	0.00	30,495,870.00
STORES, TOOLS & LABORATORY EQUIPMENT	31,163,436.47	3,372,648.77	0.00	0.00	34,536,085.24
POWER OPERATED EQUIPMENT	97,212.00	0.00	0.00	0.00	97,212.00
COMMUNICATION EQUIPMENT	3,123,763.00	1,893,646.00	0.00	(4,450.00)	5,021,859.00
OTHER EQUIPMENT	756,746.60	288,500.00	0.00	0.00	1,045,246.60
TOTAL GENERAL PLANT	350,323,614.71	8,812,477.77	0.00	(32,749.00)	359,168,841.48
ELECTRIC PLANT IN SERVICE	5,475,697,245.64	441,186,688.36	12,015,072.00	20,982,135.50	5,883,886,726.50
ACCUM. PROV. FOR DEPRECIATION	(1,752,457,999.49)	(280,504,532.00)	(2,263,734.00)	(10,082,526.00)	(2,020,616,271.49)
NET UTILITY PLANT IN SERVICE	3,723,239,246.15	160,682,156.36	9,751,338.00	10,899,609.50	3,863,270,455.01
CONSTRUCTION WORK IN PROGRESS	277,225,807.90	(98,118,240.00)	0.00	11,831,507.00	167,276,069.90
TOTAL UTILITY PLANT	4,000,465,054.05	62,563,916.36	9,751,338.00	22,731,116.50	4,030,546,515.91

M 09-06
22
Harsha Bordhan Pramanik
Assistant General Manager (Fin)
Sirajgonj Palli Bidyut Samity-2

[Signature]
অখিল কুমার সাহা
সিঃ জেনারেল ম্যানেজার
সিরাজগঞ্জ পল্লী বিদ্যুৎ সমিতি-২

FINANCIAL AND STATISTICAL REPORT
TO : THE RURAL ELECTRIFICATION BOARD

PBS : SIRAJGONJ PBS-2
Month Ending : May 2022

Part-D : Consumer Sales and Revenue Data

Class of Service	THIS MONTH				YEAR TO DATE		
	Number Billed	Kwh Sold	Amount Billed	No. Min Bill	Number Billed	Kwh Sold	Amount Billed
1.1 LT_A(DOM)	288,913	25,124,388	130,392,703	0	3117473	204,789,917	1,053,023,644
1.2 LT_B(IRRI)	6,602	357,198	2,415,340	0	66562	23,488,639	107,260,371
1.3 LT_C1(S.INDUSTRY)	5,916	1,425,000	14,806,317	0	64073	61,377,195	557,636,755
1.4 LT_C2(CONS)	21	1,618	29,206	0	125	24,814	377,528
1.5 LT_D1(CI)	3,913	464,643	3,072,943	0	41891	3,549,964	24,013,087
1.6 LT_D2(SL & WP)	405	9,590	102,745	0	2932	83,945	852,209
1.7 LT_D3(BCS)	58	24,559	214,872	0	601	641,435	5,210,505
1.8 LT_E(COM)	15,278	1,357,001	15,410,597	0	160132	13,077,189	148,941,148
1.9 LT_T(TEMP)	27	13,718	249,988	0	225	271,555	4,637,244
2.1 MT_1(DOM)	1	3,485	34,674	0	11	24,764	286,790
2.2 MT_2(COM)	3	52,138	556,718	0	33	580,165	6,143,397
2.3 MT_3(INDUSTRY)	17	247,590	2,576,625	0	203	4,605,436	45,410,278
2.4 MT_4(CONS)	0	0	0	0	0	0	0
2.5 MT_5(GEN)	17	71,043	1,028,318	0	176	3,071,917	30,664,161
2.6 MT_6(TEMP)	2	33,548	554,406	0	16	149,121	2,643,431
2.7 MT_7(BCS)	0	0	0	0	0	0	0
2.8 MT_8(IRRI)	0	0	0	0	0	0	0
3.1 HT_1(GEN)	1	399,406	3,571,012	0	7	2,721,188	24,117,047
3.2 HT_2(COM)	0	0	0	0	0	0	0
3.3 HT_3(INDUSTRY)	2	22,146	640,552	0	19	641,254	9,644,412
3.4 HT_4(CONS)	0	0	0	0	0	0	0
4.1 EHT_1(GEN)	0	0	0	0	0	0	0
4.2 EHT_2(GEN)	0	0	0	0	0	0	0
5. SOLAR PV SYSTEMS	194	0	11,899	0	2188	0	134,015
6. SALES TO DESA/PDB	0	0	0	0	0	0	0
7. RESALE TO PBS	1	4,566	21,288	0	11	51,247	238,932
8. OFFICE USE	53	14,400	157,986	0	573	145,732	1,598,358
Total Sale of Electricity	321,424	29,626,037	175,848,189		3457251	319,295,477	2,022,833,312

11. Resale To Other PBS

PBS	TM		Y-T-D	
	KWH	Amounts TK	KWH	Amounts TK
Sirajgonj PBS-1	4566	21,288	51247	238,932
Bogra PBS	0	0	0	-
Total	4566	21,288	51247	238,932

09.06/22
Harsha Bordhan Pramanik
Assistant General Manager (Fin)
Sirajgonj Palli Bidyut Samity-2

সিঃ জেনারেল ম্যানেজার
সিঃ জেনারেল ম্যানেজার
সিঃ জেনারেল ম্যানেজার

FINANCIAL AND STATISTICAL REPORT

PBS : SIRAJGONJ PBS-2

TO : THE RURAL ELECTRIFICATION BOARD


Month Ending : May 2022


PART-E: Energy and Demand Data As Per Billing Meter

Name of Substation	Energy Purchased (KWH)		Peak Demand (MW) & Date				MVAR Purchased	
	This Month	Y-T-D	This Month		Y-T-D		This Month	Y-T-D
			MW	Date	MW	Date		
SIRAJGONJ(KAMARK)	5,315,616	44,708,878	10.000	29-May-22	25.100	30-Sep-21	0.000	0.000
BELKUCI	0	6,732,000	0.000		21.000	13-Oct-21	0.000	0.000
SIRAJGONJ(SIRAJGON)	2,963,627	34,034,123	7.500	29-May-22	9.200	27-Apr-22	0.000	0.000
SIRAJGONJ(SIRAJGON)	4,591,140	55,515,484	11.800	29-May-22	13.500	27-Apr-22	0.000	0.000
KAZIPUR	0	0	0.000		0.000		0.000	0.000
SHAHJADPUR(SIRAJG)	95,487	998,865	0.500	29-May-22	0.500	29-May-22	0.000	0.000
ACI GODREJ	0	0	0.000		0.000		0.000	0.000
SHAHJADPUR(BELKU)	5,629,104	59,818,512	15.500	29-May-22	25.500	27-Apr-22	0.000	0.000
MULIBARI	4,528,224	51,267,089	11.500	29-May-22	12.600	13-Oct-21	0.000	0.000
TAMAI	3,813,480	64,470,384	11.000	29-May-22	19.500	28-Feb-22	0.000	0.000
SHAHJADPUR(BELKU)	3,291,840	34,371,319	0.000		22.900		0.000	0.000
Total :	30,228,518	351,916,654	67.800		149.800		0.000	0.000
Total KWH Sold :	29,626,037	319,295,477	REMARKS					
KWH Loss :	602,481	32,621,177						
Percent Loss:	1.99 %	9.27 %						

Energy Purchase: E part As per Billing Meter.

Grid Substation	Purchase From	TM		Y-T-D	
		KWH	Amount TK	KWH	Amount TK
1	2	3	4	5	6
Sirajgonj (Kamarkhonda)	PDB	5315616	23,218,079	44708878	1,532,773,810
Sirajgonj (Sirajgonj-1)	PDB	2963627	12,944,826	34034123	
Sirajgonj (Sirajgonj-2)	PDB	4591140	20,053,640	55515484	
Shahjadpur(Belkuchi-1)	PDB	5629104	24,587,363	66550512	
Shahjadpur(Belkuchi-2)	PDB	3291840	14,378,428	34371319	
Sirajgonj (Mulibari)	PDB	4528224	19,778,830	51267089	
Sirajgonj (Tamai)	PDB	3813480	16,656,899	64470384	
Shahjadpur(Sirajgonj PBS-1)	Sirajgong PBS-1	95487	445,189	998865	
Total :		30228518	132,063,255	351916654	1,537,430,818


 Harsha Borah
 Assistant General Manager (Fin)
 Sirajgonj Palli Bidyut Samity-2


 অফিস কুমার সাহা
 সিঃ জেনারেল ম্যানেজার
 সিরাজগঞ্জ পল্লী বিদ্যুৎ সমিতি-২

FINANCIAL AND STATISTICAL REPORT

PBS : SIRAJGONJ PBS-2

TO : THE RURAL ELECTRIFICATION BOARD

Month Ending : May 2022

PART-E/1: Energy and Demand Data As Per Substation Meter

Name of Substation	Energy Purchased (KWH)		Peak Demand (MW) & Date				MVAR Purchased	
	This Month	Y-T-D	This Month		Y-T-D		This Month	Y-T-D
			MW	Date	MW	Date		
KAMARKHANDA	3,805,772	39,382,085	7.000	29-May-22	10.500	5-Aug-19	0.000	0.000
BELKUCI	8,068,500	95,133,253	14.000	29-May-22	23.000	27-Apr-22	0.000	0.000
SIRAJGONJ-1	4,478,497	50,406,858	11.000	29-May-22	12.500	30-Mar-22	0.000	0.000
SIRAJGONJ-2	2,921,600	33,783,484	7.500	29-May-22	9.200	27-Apr-22	0.000	0.000
KAZIPUR	4,559,157	54,619,685	11.800	29-May-22	13.500	27-Apr-22	0.000	0.000
SIRAJGONJ PBS-1	93,158	1,280,578	0.500	29-May-22	0.500	29-May-22	0.000	0.000
ACI GODREJ	12,160	51,149	0.020	29-May-22	1.000	10-Jun-21	0.000	0.000
SIRAJGONJ-3	1,550,004	16,579,972	3.000	29-May-22	3.900	27-Apr-22	0.000	0.000
BELKUCHI-2 (Tami)	3,653,400	51,460,083	11.000	29-May-22	14.600	27-Apr-22	0.000	0.000
MOTIN COTTON	9,983	583,771	0.400	29-May-22	10.500		0.000	0.000
CHOWHALI	141,846	835,501	0.600	29-May-22	1.000	27-Apr-22	0.000	0.000
Khaja Unys Ali	584,310	2,812,391	1.000	29-May-22	2.000	19-Jan-22	0.000	0.000
Total :	29,878,387	346,928,810	67.820		102.200		0.000	0.000
Total KWH Sold :	29,626,037	319,295,477	REMARKS :					
KWH Loss :	252,350	27,633,333						
Percent Loss:	0.84 %	7.97 %						

M/09/22

Harsha Bordhan Pramanik
Assistant General Manager (Fin)
Sirajgonj Palli Bidyut Samity-2

অখিল কুমার সাহা
সিঃ জেনারেল ম্যানেজার
সিরাজগঞ্জ পল্লী বিদ্যুৎ সমিতি-২

FINANCIAL AND STATISTICAL REPORT
TO : THE RURAL ELECTRIFICATION BOARD

PBS : SIRAJGONJ PBS-2
Month Ending : May 2022

PART-F: Plant and Consumer Data

DESCRIPTION	THIS MONTH	YEAR TO DATE	CUMULATIVE FROM INCEPTION
1. Services Connected	592	17,962	340,930
2. Services Removed	9,751	9,751	11,760
3. Services in Place	////////////////////	////////////////////	329,170
4. Idle Services (Services in Place but not Energized)	////////////////////	////////////////////	0
5. Services Presently Energized (3-4-Disconnected)	////////////////////	////////////////////	303,448
6. Houses Wired	592	12,241	341,546
7. Wired Houses Inspected	592	14,349	330,840
8. Total No of Villages *() in PBS Area & Electrified	0	0	650
9. Kilometers of Lines Constructed - REB	2.368	153.863	2,565.792
10. Total Kilometers PDB/DESA Lines Taken Over	0.000	0.000	474.266
11. Kilometers of PDB/DESA Lines Renovated	0.000	0.000	1,041.890
12. Kilometers of Lines Constructed - PBS	3.328	89.991	429.375
13. Total Km of Lines Constructed (REB+PBS+**Taken Over)	5.696	243.854	4,037.057
14. Total Kilometers of Lines Energized	3.328	233.126	3,941.453

* Put total no of villages

** In case Renovation is more than taken over renovation figure should be taken

M 09-06/22
Harsha Bordhan Pramanik
Assistant General Manager (Fin)
Sirajgonj Palli Bidyut Samity-2

M 09-06/22
অবিল কুমার সাহা
সিঃ জেনারেল ম্যানেজার
সিরাজগঞ্জ পল্লী বিদ্যুৎ সমিতি-২

FINANCIAL AND STATISTICAL REPORT
TO : THE RURAL ELECTRIFICATION BOARD

PBS : SIRAJGONJ PBS-2
Month Ending : May 2022

Part-F : CONNECTIONS/REMOVED/STACKED CONSUMER

Class of Service	15. Connections (This Month)	16 .Connections (Cumulative)	17 Servicess Removed (This Month)	18 Servicess Removed (Cumulative)	19 Servicess in Place (16-18)	21.STKD_C ONSUMER S (This Month)	22.STKD_C ONSUMER S (Cumulative)
1.1 LT_A(DOM)	504	308,706	2,054	3,404	305,302	0	165,161
1.2.1 DTW	0	162	272	277	-115	0	220
1.2.2 STW	1	6,468	6,281	6,332	136	0	5,922
1.2.3 LLP	0	13	7	7	6	0	14
1.3 LT_C1(S.INDUSTRY)	14	6,337	105	121	6,216	0	5,066
1.4 LT_C2(CONS)	1	8	2	2	6	0	57
1.5 LT_D1(CI)	4	2,626	261	265	2,361	0	1,779
1.6 LT_D2(SL & WP)	0	168	396	401	-233	0	294
1.7 LT_D3(BCS)	0	52	1	1	51	0	23
1.8 LT_E(COM)	67	15,042	372	891	14,151	0	9,642
1.9 LT_T(TEMP)	0	52	0	25	27	0	0
2.1 MT_1(DOM)	0	1	0	0	1	0	0
2.2 MT_2(COM)	0	3	0	0	3	0	0
2.3 MT_3(INDUSTRY)	1	27	0	0	27	0	7
2.4 MT_4(CONS)	0	0	0	0	0	0	0
2.5 MT_5(GEN)	0	18	0	0	18	0	0
2.6 MT_6(TEMP)	0	2	0	0	2	0	0
2.7 MT_7(BCS)	0	0	0	0	0	0	0
2.8 MT_8(IRRI)	0	0	0	0	0	0	0
3.1 HT_1(GEN)	0	0	0	0	0	0	0
3.2 HT_2(COM)	0	0	0	0	0	0	0
3.3 HT_3(INDUSTRY)	0	2	0	0	2	0	0
3.4 HT_4(CONS)	0	0	0	0	0	0	0
4.1 EHT_1(GEN)	0	0	0	0	0	0	0
4.2 EHT_2(GEN)	0	0	0	0	0	0	0
5. SPV	0	1,243	0	34	1,209	0	143
Total	592	340,930	9,751	11,760	329,170	0	188,328

M/09-06/22

Harsha Bordhan Pramanik
Assistant General Manager (Fin)
Sirajgonj Palli Bidyut Samity-2

সিরাজগঞ্জ পল্লী বিদ্যুৎ সমিতি-২
সিঃ জেনারেল ম্যানেজার
সিরাজগঞ্জ পল্লী বিদ্যুৎ সমিতি-২

FINANCIAL AND STATISTICAL REPORT

TO : THE RURAL ELECTRIFICATION BOARD

PBS : SIRAJGONJ PBS-2

Month Ending : May 2022

Part-F : IDLE SRVICES/BILL UNPAID/RECONNECTION CONSUMER

Class of Service	20. IDL SERVICES (This Month)	23. TOTAL NO OF CONSUMERS (BILLS UNPAID OVER90 DAYS_	24. NO OF REMOVED CONSUMERS (BILLS UNPAID OVER90 DAYS_	25. NO OF RECONNECTIONS DURING THIS YEAR
1.1 LT_A(DOM)	0	2,054	1,769	5,309
1.2.1 DTW	0	272	0	13
1.2.2 STW	0	6,281	30	1,492
1.2.3 LLP	0	7	0	31
1.3 LT_C1(S.INDUSTRY)	0	105	136	477
1.4 LT_C2(CONS)	0	1	2	0
1.5 LT_D1(CI)	0	261	22	116
1.6 LT_D2(SL & WP)	0	396	126	3
1.7 LT_D3(BCS)	0	1	0	2
1.8 LT_E(COM)	0	372	417	509
1.9 LT_T(TEMP)	0	0	65	0
2.1 MT_1(DOM)	0	0	0	0
2.2 MT_2(COM)	0	0	0	0
2.3 MT_3(INDUSTRY)	0	2	2	2
2.4 MT_4(CONS)	0	0	0	0
2.5 MT_5(GEN)	0	5	0	0
2.6 MT_6(TEMP)	0	0	1	0
2.7 MT_7(BCS)	0	0	0	0
2.8 MT_8(IRRI)	0	0	0	0
3.1 HT_1(GEN)	0	0	0	0
3.2 HT_2(COM)	0	0	0	0
3.3 HT_3(INDUSTRY)	0	1	0	0
3.4 HT_4(CONS)	0	0	0	0
4.1 EHT_1(GEN)	0	0	0	0
4.2 EHT_2(GEN)	0	0	0	0
5. SPV	0	360	605	0
Total Sale of Electricity	0	10,118	3,175	7,954


Harsha Bordhan Pramanik
 Assistant General Manager (Fin)
 Sirajgonj Palli Bidyut Samity-2


অখিল কুমার সাহা
 সিঃ জেনারেল ম্যানেজার
 সিরাজগঞ্জ পল্লী বিদ্যুৎ সমিতি-২

FINANCIAL AND STATISTICAL REPORT

TO : THE RURAL ELECTRIFICATION BOARD

PBS : SIRAJGONJ PBS-2

Month Ending : May 2022

Part-G : Aging of Accounts Payable

Description	Current	31 To 60 Days	61 To 90 Days	Over 90 Days	Total
PDB POWER BILLING	140,934,418	0	0	0	140,934,418
REB CASH LOANS	0	0	0	0	0
REB HOUSE-WIRING LOAN	0	0	0	0	0
OTHER	886,635	20,956,088	20,051,426	13,412,113	55,306,262
Total :	141,821,053	20,956,088	20,051,426	13,412,113	196,240,680

M/09-06
29
Harsha Bordhan Pramanik
Assistant General Manager (Fin)
Sirajgonj Palli Bidyut Samity-2

[Signature]
অখিল কুমার সাহা
সিঃ জেনারেল ম্যানেজার
সিরাজগঞ্জ পল্লী বিদ্যুৎ সমিতি-২

FINANCIAL AND STATISTICAL REPORT

TO : THE RURAL ELECTRIFICATION BOARD

PBS: SIRAJGONJ PBS-2

Month Ending : May 2022

Part-H: Uncollectibles Written Off, Recovered and Percentage of Recovery

1. Amount Written Off (Cumulative on 1 July of Reporting Year)	277,765
2. Amount Recovered Against Written Offs (Cumulative on 1st July of Reporting Year)	
3. Amount Written Off But Not Recovered (1-2)	277,765
4. Amount Recovered (Cumulative As On Reporting Date)	
5. Amount Recovered During the Reporting Year (4-2)	
6. Percent of Recovery Against Amount Written Off (Line 5 Divided By 3 Into 100)	

REMARKS :

CERTIFICATION :

WE HEREBY CERTIFY THAT THE ENTRIES IN THIS REPORT ARE IN ACCORDANCE WITH THE ACCOUNTS AND OTHER RECORDS OF THE SYSTEM AND REFLECT THE STATUS OF THE SYSTEM TO THE BEST OF OUR KNOWLEDGE.

AGM FINANCE

DATE

Harsha Bordhan Pramanik
Assistant General Manager (Fin)
Sirajgonj Palli Bidyut Samity-2

GENERAL MANAGER

DATE

অখিল কুমার সাহা
সিঃ জেনারেল ম্যানেজার
সিরাজগঞ্জ পল্লী বিদ্যুৎ সমিতি-২